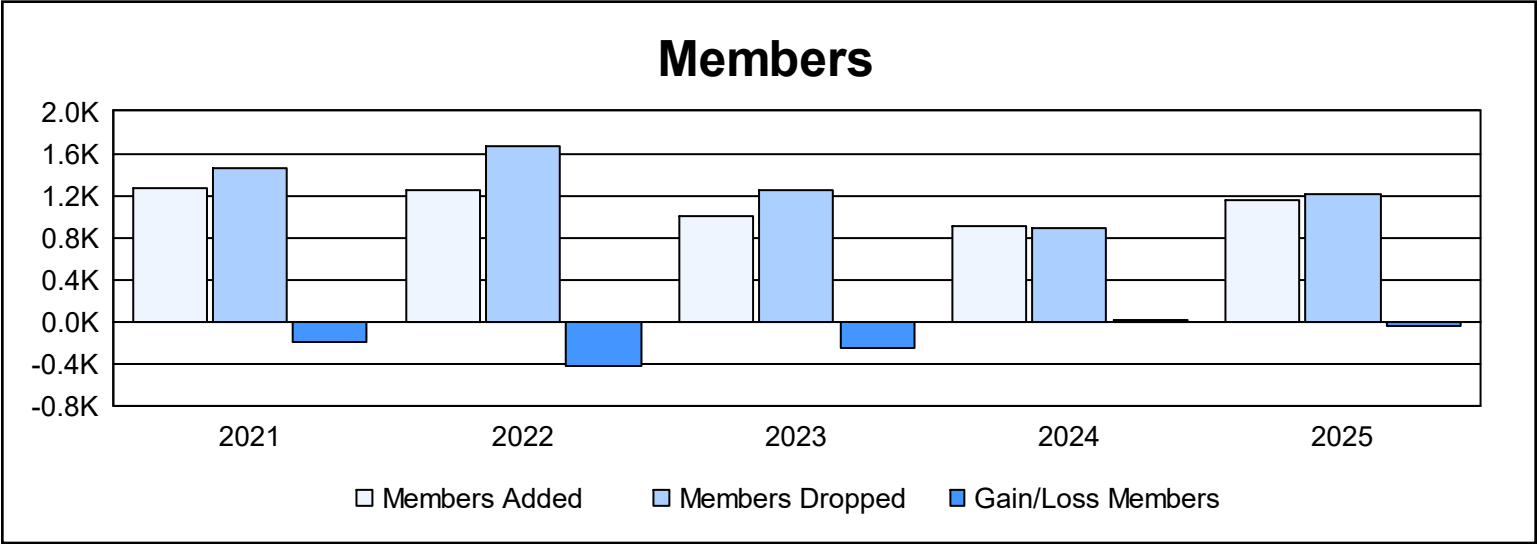
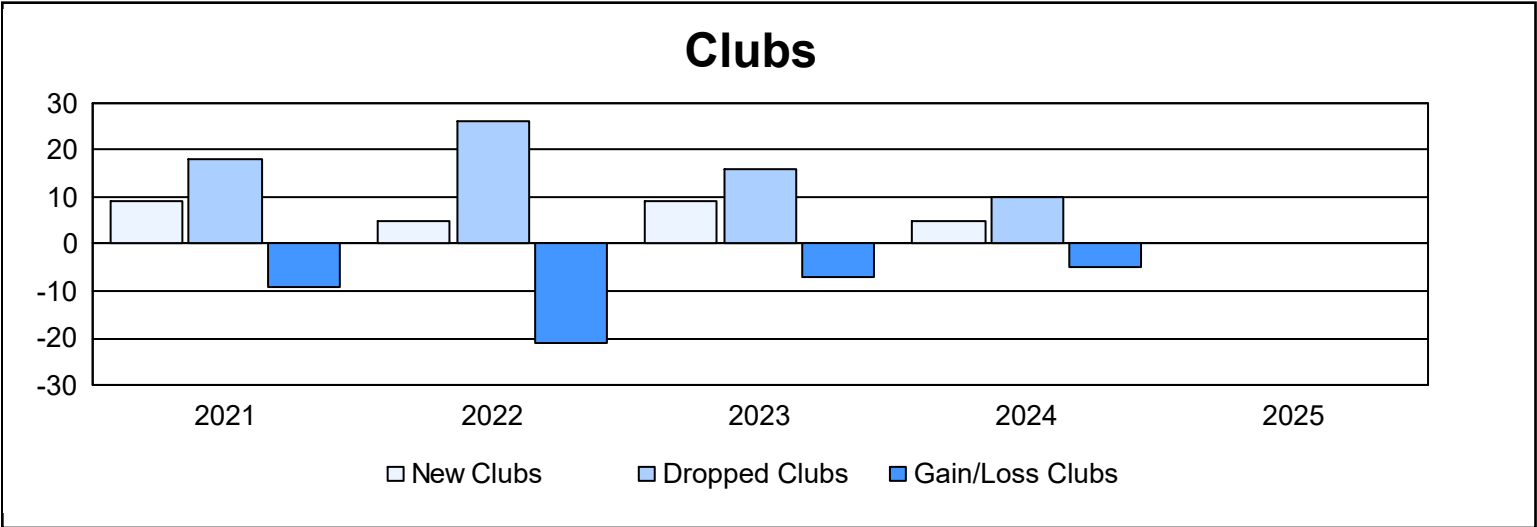
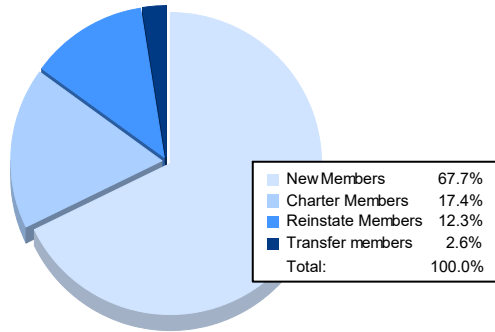


Year	New Clubs	Dropped Clubs	Gain/ Loss Clubs	New Members	Charter Members	Reinstate Members	Transfer Members	Total Member Added	Total Members Dropped	Gain/ Loss Members
2020-2021	9	18	-9	904	280	57	21	1,262	1,465	-203
2021-2022	5	26	-21	755	231	233	38	1,257	1,671	-414
2022-2023	9	16	-7	635	241	90	28	994	1,250	-256
2023-2024	5	10	-5	694	132	44	29	899	887	12
2024-2025				786	202	143	30	1,161	1,213	-52
Average	7	18	-11	755	217	113	29	1,115	1,297	-183



Membership Composition June 2025 Cumulative



Gender Composition June 2025 Cumulative

